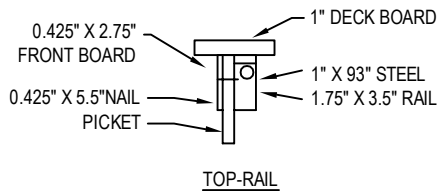


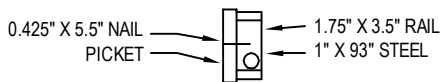
ENDURIS  
 7167 OLD KINGS ROAD NORTH  
 JACKSONVILLE, FL 32219  
 TOLL FREE: 1-888-329-7428  
 PHONE: (904) 378-1884  
 FAX: (904) 421-3312  
 www.enduris.com

SELECT DESIRED HEIGHT:

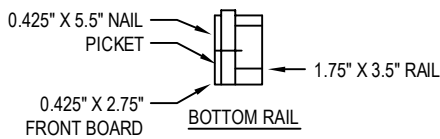
- 4'-0"
- 5'-0" (SHOWN)
- 8'-0"



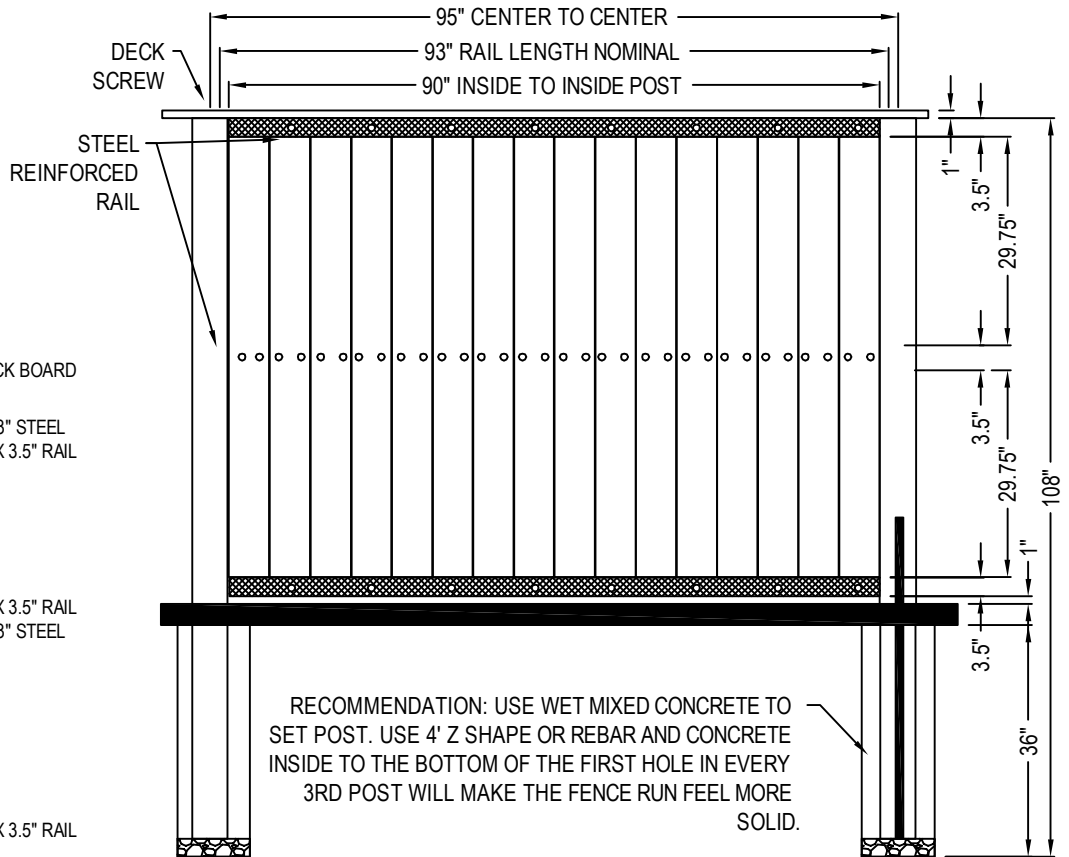
TOP-RAIL



MID-RAIL



DETAIL RAILS

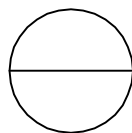


FRONT ELEVATION

RECOMMENDATION: USE WET MIXED CONCRETE TO SET POST. USE 4' Z SHAPE OR REBAR AND CONCRETE INSIDE TO THE BOTTOM OF THE FIRST HOLE IN EVERY 3RD POST WILL MAKE THE FENCE RUN FEEL MORE SOLID.

NOTES:

1. THE DECK SCREWS WILL GO INTO THE STEEL REINFORCEMENT THAT IS IN THE RAIL. PRE-DRILL HOLES IS RECOMMENDED.
2. THE PICKETS ARE SPACED 0.093 USING THE SPACER TOOL.
3. INSTALLATION TO BE COMPLETED IN ACCORDANCE WITH MANUFACTURER'S SPECIFICATIONS.
4. DO NOT SCALE DRAWING.
5. THIS DRAWING IS INTENDED FOR USE BY ARCHITECTS, ENGINEERS, CONTRACTORS, CONSULTANTS AND DESIGN PROFESSIONALS FOR PLANNING PURPOSES ONLY. THIS DRAWING MAY NOT BE USED FOR CONSTRUCTION.
6. ALL INFORMATION CONTAINED HEREIN WAS CURRENT AT THE TIME OF DEVELOPMENT BUT MUST BE REVIEWED AND APPROVED BY THE PRODUCT MANUFACTURER TO BE CONSIDERED ACCURATE.
7. CONTRACTOR'S NOTE: FOR PRODUCT AND COMPANY INFORMATION VISIT [www.CADdetails.com/info](http://www.CADdetails.com/info) AND ENTER REFERENCE NUMBER 4905-010.



**PRIVACY FENCE**

6' X 8'W CALIFORNIA PRIVACY FENCE: 5" X 5" ROUTED SYSTEM