

*Not all fences are created equal*



*Sable Gate with Palm Lattice*



*Sequoia with Zen Lattice*



*Sable with Locinox Gate Hardware*



*Sable with Atlas Lattice*



# Endwood Lattice Specialty Designs



*Slate with Endwood Lattice*


**Endwood Fence offers stylish lattice in four custom designs with three unique gate inserts to make your personal statement**




**Endwood**



**Traditional**



**Atlas**



**Zen**

## *Endwood Designer Lattice*

Our lattice designs are just as unique as our Endwood fence components. Due to the superior material never splintering, cracking, or rotting, Endwood's ultra-low maintenance benefits will provide piece of mind while the unique lattice designs cleverly present your stylish and ornate character.

## *Endwood Designer Gate Lattice*



**Longhorn**



**Woodland**



**Palm**

Endwood lattice offers an elegant creativity to any home. Easily switchable gate insert designs are available for a unique style which can be mix-and-matched with other lattice styles or used in both fence and gate panels. Either seasonally, or all year, Endwood lattice provides charming designs to customize any fence for a distinctive statement adding curbside appeal.

# Endwood Fusion Welded Gate Frames

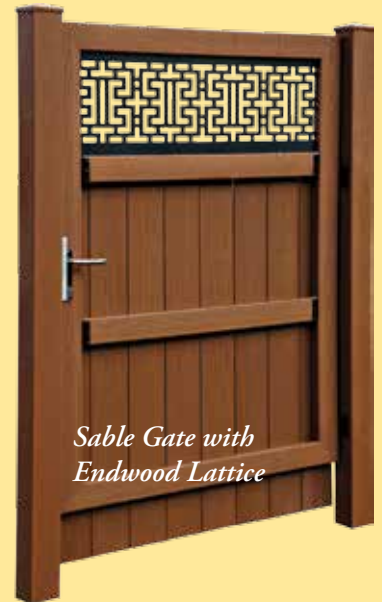


*Sequoia with Traditional and Woodland Gate Lattice*

Endwood's fusion welded gate frames are literally the cornerstone of our gates. As a major leap forward from the traditional mechanically fastened gates, Endwood's fusion welded gate frames do not become loose from continuous use or droop. Our cutting edge, innovative welding technology assures that your gate will last a lifetime without the hassles of replacement or repair.



Endwood gate frames are fused together with a high heat process, providing a structurally secure and rugged frame that can withstand whatever passes through your yard.



*Sable Gate with Endwood Lattice*



One of the first things to show wear on a fence is the gate. However, Endwood's fusion welded frames are tough, not only are they unrivaled in durability, they are also engineered to a precision fit, and will provide an elegant picture frame design for the most aesthetically pleasing touch to any home.





*Sable Gate with  
Locinox Gate Hardware*

## *Deluxe Heavy Duty Gate Lock System*

Mortise style lock with 100% stainless steel mechanism

- Mechanism, hook, front plate, latchbolt: stainless steel
- Hook for night locking (dead bolt)
- Lock mechanism with cover plate preventing dirt penetration

The massive stainless steel hook and adjustable latch bolt makes this a one of a kind lock. The combination of the hook with the according keep provides a secure anchoring of your gate. Mortised in locksets are precisely engineered with the most advanced and secure designs to be routed and seamlessly inserted into the gate frame.



*Merging the highest performance with rugged functionality, the clean lines and brushed nickel finish of our Loconix locksets are our top of the line gate hardware and add exceptional beauty and strength to our Endwood Fence.*



*Sable Gate with Copper  
Finish Gate Hardware*



## *Endwood Stainless Gate Hardware*

Black or brushed copper finish

- Stylish design adds old world charm
- Adjustable self-closing hinges
- 9" gate handle
- Rust resistant

*Our Endwood gate hardware provides extraordinary stability and resistance yet without compromising on beauty.*